



HANGCHA Full Range Product



ООО «ИНТЕГРАТОР+»

08132, Киевская область, Киево-Святошинский район, г. Вишневое, ул. Европейская 33, оф. 66.

Тел.: +38 (098) 437-58-77
+38 (066) 335-65-17

v.artemiev@integrator.kiev.ua
www.integrator.kiev.ua



2017 VERSION 1.1/COPYRIGHT 2017/12




HANGCHA GROUP CO., LTD. reserves the right to make any changes without notice concerning colors, equipment, or specifications detailed in this brochure, or to discontinue individual models. The colors of trucks, delivered may differ slightly from those in brochures.

The World of Hangcha



*Full-line forklift truck supplier
Give you more choices...*



Welcome to HANGCHA!

ZHEJIANG HANGCHA IMP. & EXP. Co. Ltd. is a subsidiary of HANGCHA Group, and is responsible for all import, export activities, sales channels and marketing network management of HANGCHA Group.

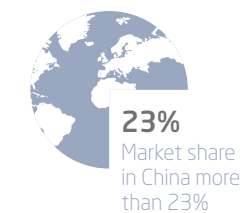
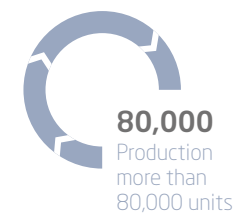
We provide material handling equipment, spare parts, marketing and technical support through our international dealer's network to a wide range of all kinds of customers. Currently our sales network consists of more than 70 dealers cover more than 140 countries in Europe, Africa, Asia, Oceania and Latin America.

Our network is highly professional and can provide all the necessary services and support to customers.

Our products have gained a solid reputation with our customers for being of the highest quality, for their durability and reliability.

HANGCHA offers a complete product range of material handling equipment.

From 1.0 - 48.0t engine and 1.0 - 8.5t electric counterbalance forklift trucks, a full range of warehouse equipment from electric pallet trucks to reach trucks, 3.0 - 6.0t side loaders, empty container handlers, reach stackers, tow tractors and more.





Advanced Engineering / Full Line / Full Level

We got over 70 patents in National forklift truck field, and participate in National, and industrial standard formulation. Our new forklift truck of independent intellectual property rights won the national, and provincial scientific and technological progress awards over 50 times.

Our test center was awarded the National Laboratory Certificate, and is the only one in the industry which gets the Export Exemption Certificate.

IC Forklift Truck

Reach Truck

Electric Forklift Truck

Tow Tractor

Warehouse Equipment

Special Truck



IC Forklift Truck

The X series is the new series of internal combustion counterbalance forklift truck developed by Hangcha independently, adopting the world advanced technologies based on the original products. Through the comprehensive upgrading of appearance molding, energy conservation, environmental protection, comfort, security and reliability, it will become the world-class forklift truck which can meet your overall demands.

<div> <div>X series Diesel</div> <div>Capacity 1.5~3.8t</div> <div>  </div> </div>	<div> <div>X series Diesel</div> <div>Capacity 4.0~5.0t</div> <div>  </div> </div>	<div> <div>X series Diesel</div> <div>Capacity 7.0~10.0t</div> <div>  </div> </div>
<div> <div>XF series Diesel</div> <div>Capacity 1.0~3.5t</div> <div>  </div> </div>	<div> <div>XF series Diesel</div> <div>Capacity 4.0~7.0t</div> <div>  </div> </div>	<div> <div>XF series Diesel</div> <div>Capacity 8.0~x12t</div> <div>  </div> </div>
<div> <div>XF series LPG</div> <div>Capacity 1.0~7.0t</div> <div>  </div> </div>	<div> <div>R series Diesel</div> <div>Capacity 1.0~3.5t</div> <div>  </div> </div>	<div> <div>R series Diesel</div> <div>Capacity 4.0~7.0t</div> <div>  </div> </div>
<div> <div>R series Diesel</div> <div>Capacity 8.0~10.0t</div> <div>  </div> </div>	<div> <div>R series LPG</div> <div>Capacity 1.0~7.0t</div> <div>  </div> </div>	<div> <div>A series Diesel</div> <div>Capacity 1.0~3.8t</div> <div>  </div> </div>

A series Diesel
Capacity 4.0~7.0t



A series Diesel
Capacity 8.0~10.0t



A series Diesel
Capacity x12t



Rough Terrain forklift truck
Capacity 2.5~3.5t
Two wheel drive system



Rough Terrain forklift truck
Capacity 2.5~3.5t
Four wheel drive system



Heavy truck
Capacity 12~18t



Heavy truck
Capacity 20~25t



Core IC Cushion forklift truck
Capacity 2.0~3.2t / 4000~6500lb
Wheelbase 1450mm / 57.1inch



Reach stacker



Heavy truck
Capacity 28~32t



Heavy truck
Capacity 46t





A series 4-W

Capacity 1.0~3.5t
Electronic Parking Brake



AH series 4-W

Capacity 2.5~3.5t



A series 4-W

Capacity 4.0~4.99t
Electronic Parking Brake



J series 4-W

Capacity 4.0~5.0t



J series 4-W

Capacity 5.0~8.5t



A series mini 3-W

Capacity 0.75~0.99t



A series 3-W

Capacity 1.3~2.0t



J series 3-W rear drive

Capacity 1.0/1.5t



Electric Forklift Truck

The newest generation A series 1.0-3.5t electric counterbalance truck is new product series of HANGCHA .The totally new designed outline, safety, comfortable and reliability are fully improved, and the truck's performance is also increased.



A series Mini range II

CBD15-A2MC1
Capacity 1.5t
Fork width 560/685mm
Fork length 1150mm
24V/70Ah



A series Basic range

CBD20-AEC1
Capacity 2.0t
Fork width 540/680mm
Fork length 1150mm
24V/165Ah



A series Basic range Stand-on

CBD20-AEC1S
Capacity 2.0t
Fork width 540/680mm
Fork length 1150mm
24V/210Ah 24V/165Ah



A series Hi range

CBD20-AC1
Capacity 2.0t
Fork width 540/680mm
Fork length 1150mm
24V/210Ah

CBD30-AC1
Capacity 3.0t
Fork width 540/680mm
Fork length 1150mm
24V/240Ah



A series Hi range Stand-on

CBD20-AC1S
Capacity 2.0t
Fork width 540/680mm
Fork length 1150mm
24V/240Ah

CBD30-AC1S
Capacity 3.0t
Fork width 540/680mm
Fork length 1150mm
24V/280Ah



A series Rider Pallet Truck

CBD20/30-AC1S-SU
Capacity 2.0/3.0t
Fork width 540/680mm
Fork length 1150mm
24V/280Ah,24V/340Ah

CBD20/30-ABC1S-SU
Capacity 2.0/3.0t
Fork width 540/680mm
Fork length 1150mm
24V/240Ah,24V/280Ah



T series Premium

CBD20-TC1
Capacity 2.0t
Fork width 560mm
Fork length 1173mm
24V/220Ah



T series Premium Stand-on

CBD20-TSC1
Capacity 2.0t
Fork width 560mm
Fork length 1171mm
24V/330Ah



End rider pallet truck

Capacity 3.6t/8000lb



Hand pallet truck

CBD18-WM range 1.8t



Replace of Hand Pallet Truck

CBD15-W-SE
Capacity 1.5t
Semi-electric



Hand pallet truck

SBA25
Capacity 2.5~3.5t
Hand pallet



Hand pallet truck

SBA-D20
Capacity 2.0t
Hand pallet



Pallet Truck

The A series pallet truck mini range II has been engineered to be both powerful and flexible to meet the requirements of many demanding applications. Whether it's supermarket work, delivery service, stock replenishment or heavy manufacturing, the A series pallet truck mini range II has the strength and durability to minimise your total cost of ownership.



Pallet Stacker

A series warehouse family including Mini range Basic range and Hi range. Simple and smart appearance offering reliable, safety, comfort and ideal operation for all kinds of different applications.

A series Mini range

CDD10-AMC1
Capacity 1.0t
Fork width 560mm
Fork length 1150mm
24V/70Ah

CDD12-AMC1
Capacity 1.2t
Fork width 560mm
Fork length 1150mm
24V/70Ah



A series Mini range Double column

CDD10-AMC1-SZ
Capacity 1.0t
Fork width 560mm
Fork length 1150mm
24V/106Ah

CDD12-AMC1-B/SZ
Capacity 1.2t
Fork width 210-790mm
Fork length 1070mm
24V/106Ah

CDD10-AMC1-B/SZ
Capacity 1.0t
Fork width 210-790mm
Fork length 1070mm
24V/106Ah

CDD12-AMC1-SZ
Capacity 1.2t
Fork width 560mm
Fork length 1150mm
24V/106Ah



A series Basic range

CDD12-AEC1
Capacity 1.2t
Fork width 570/680mm
Fork length 1150mm
24V/210Ah

CDD14-AEC1
Capacity 1.4t
Fork width 570/680mm
Fork length 1150mm
24V/210Ah

CDD16-AEC1
Capacity 1.6t
Fork width 570/680mm
Fork length 1150mm
24V/240Ah



A series Basic range Stand-on

CDD12-AEC1S
Capacity 1.2t
Fork width 570/680mm
Fork length 1150mm
24V/210Ah

CDD16-AEC1S
Capacity 1.6t
Fork width 570/680mm
Fork length 1150mm
24V/240Ah

CDD14-AEC1S
Capacity 1.4t
Fork width 570/680mm
Fork length 1150mm
24V/210Ah



A series Hi range

CDD12-AC1
Capacity 1.2t
Fork width 570/680mm
Fork length 1150mm
24V/240Ah

CDD16-AC1
Capacity 1.6t
Fork width 570/680mm
Fork length 1150mm
24V/280Ah

CDD14-AC1
Capacity 1.4t
Fork width 570/680mm
Fork length 1150mm
24V/240Ah

CDD20-AC1
Capacity 2.0t
Fork width 570/680mm
Fork length 1150mm
24V/280Ah



A series Hi range Stand-on

CDD12-AC1S
Capacity 1.2t
Fork width 570/680mm
Fork length 1150mm
24V/280Ah

CDD16-AC1S
Capacity 1.6t
Fork width 570/680mm
Fork length 1150mm
24V/340Ah

CDD14-AC1S
Capacity 1.4t
Fork width 570/680mm
Fork length 1150mm
24V/280Ah

CDD20-AC1S
Capacity 2.0t
Fork width 570/680mm
Fork length 1150mm
24V/340Ah



A series counterbalanced

CDD08-AC1S-P
Capacity 0.8t
Fork width 210-680mm
Fork length 1070mm
24V/240Ah

CDD16-AC1S-P
Capacity 1.6t
Fork width 210-680mm
Fork length 1070mm
24V/350Ah

CDD12-AC1S-P
Capacity 1.2t
Fork width 210-680mm
Fork length 1070mm
24V/280Ah

CDD20-AC1S-P
Capacity 2.0t
Fork width 210-680mm
Fork length 1070mm
24V/350Ah



A series Basic range Straddle leg 1.2/1.4/1.6t

Distance between fork-arms
210~790mm



Electric Stacker wiht Initial lift

CDD08/10/12-W-D
Capacity 0.8/1.0/1.2t



A series high range stand-on with mast move

CDD12/16-AC1S-M
CDD12/16-AZ3S-M
Capacity 1.2/1.6t
Reach distance: 590mm



A series high range stand-on with reach fork

CDD12/16-AC1S-J
CDD12/16-AZ3S-J
Capacity 1.2/1.6t
Reach distance: 590mm



A series high range stand-on with initial lift

CDD12/14/16-AZ3S-L
Capacity 1.2/1.4/1.6t
Initial lift: 125mm



Hand Pallet Stacker

SDA 1.0~2.0t
Single mast



Hand Pallet Stacker

SDA 1.0~2.0t
Double mast



A series Low-level Order Picker

CJD25-AC1-L
Capacity 2.5t
Fork width 540mm
Fork length 2400mm
24V/360Ah



Medium Level Man-up Order Picker

CJD-W22/32/36/41S-M
Capacity on front platform 227kg
Capacity on behind platform 137kg
Capacity on standing platform 136kg
Stand height 2200/3200/3600/4100mm
24V/224Ah





A series Basic Version

- | | |
|-----------------------------|----------------------|
| CQD12/14-AC3 | CQD16/18-AC3 |
| CQD12/14-AC4 | CQD16/18-AC4 |
| Capacity 1.2/1.4t | Capacity 1.6/1.8t |
| Reach distance 525mm | Reach distance 435mm |
| CQD20-AC3 | |
| CQD20-AC4 | |
| Capacity 2.0t | |
| Reach distance 505mm | |
| Max. lifting height 12500mm | |
| Load capacity 800kg | |



A series Mini Range

- CQD15-AMC1
Capacity 1.5t
Reach distance 615mm
24V/240Ah



J series Stand-on

- | | |
|----------------------|----------------------|
| CQD15H-S | CQD20H-S |
| Capacity 1.5t | Capacity 2.0t |
| Reach distance 500mm | Reach distance 600mm |
| 48V/420Ah | 48V/420Ah |
| CQD18H-S | |
| Capacity 1.8t | |
| Reach distance 550mm | |
| 48V/420Ah | |



J series Seated

- | | |
|----------------------|----------------------|
| CQD12H-J | CQD16H-J |
| Capacity 1.2t | Capacity 1.6t |
| Reach distance 602mm | Reach distance 542mm |
| 48V/400Ah | 48V/500Ah |
| CQD14H-J | CQD20H-J |
| Capacity 1.4t | Capacity 2.0t |
| Reach distance 602mm | Reach distance 542mm |
| 48V/400Ah | 48V/500Ah |



Reach Truck

The A series reach truck is suitable for working in narrow passageway and confined space, with high lifting and load capacity, and is the ideal tool for loading, unloading, handling, and stacking in warehouse, supermarket, and workshop.



Tow Tractor

A series 3.0/5.0t electric tow tractor is mainly applied in short-distance transportation among the production lines. Low operator platform for frequent and effortless entry and exit. Thanks to the standing design, it can greatly improve the efficiency of operations. Furthermore, for indoor application, the electric drive system is environmental friendly within the workshop.

Electric Tow Tractor

A series QDD 3.0/5.0t

QDD3-ASC1
Capacity 3.0t
Drawbar pull 600N
24V/270Ah

QDD5-ASC1
Capacity 5.0t
Drawbar pull 1000N
24V/360Ah

J series QDD 2.0/4.0/6.0t

QDD2
Capacity 2.0t
Drawbar pull 500N
48V/165Ah

QDD6
Capacity 6.0t
Drawbar pull 1500N
48V/275Ah

QDD4
Capacity 4.0t
Drawbar pull 1000N
48V/210Ah



QSD 10/15t

QSD10
Capacity 10t
Drawbar pull 2500N
48V/420Ah

QSD15
Capacity 15t
Drawbar pull 3750N
80V/450Ah

QSD 20/25t

QSD20
Capacity 20t
Drawbar pull 5000N
80V/500Ah

QSD25
Capacity 25t
Drawbar pull 6300N
80V/500Ah

Electric Platform 1.0~3.0t

BD10
Capacity 1.0t
Drawbar pull 300N
48V/240

BD30/BD30-C1
Capacity 3.0t
Drawbar pull 750N
48V/240

BD20/BD20-C1
Capacity 2.0t
Drawbar pull 600N
48V/240



IC Tow Tractor 2.0~3.0t

QCD20/25/30
Capacity 2.0~3.0t
Drawbar pull 20000/25000/30000N

IC Tow Tractor 3.5~8t

QCD35/40/45/50/60/70/80
Capacity 3.5~8.0t
Drawbar pull 35000/40000/45000/
50000/60000/70000/80000N

IC Tow Tractor





Self-propelled
Electric Scissor Lifts

65/78/81 XEII	100/120/140 XEIII
Work height 6.4/7.8/8.1m	Work height 10.2/12.2/14.1m
Rated load 350/230/340kg	Rated load 450/320/320kg
Platform size 1.67×0.78m	Platform size 2.7×1.2m
1.67×0.78m	2.7×1.2m
2.30×0.80m	2.7×1.0m



Articulating booms

120AETJC/170AETJL
Work height 11.95/16.75m
Rated load 200kg
Platform size 1.2×0.96m



A series Electric
Explosion Proof Forklift

CPD10/15/20/25/30/35-AC4-Ex
Capacity 1.0~3.5t
Explosion proof level Exde(ib)mbs II BT4 Gb/Ex tD(ibD)mbD A21 IP65 T130 °C



Side Load

CCCD30/50/60
Capacity 3.0/5.0/6.0t
Load center 500/600/600mm
Mast moving out speed 0.3m/s



Special Truck

HANGCHA self-propelled electric scissor lifts are the high efficient, safe and ideal solution for modern industry. Ideal for maneuvering in tight spaces, they're excellent for indoor and outdoor application.